



इंग्रजी (तृतीय भाषा) : इ.5 वी

State Council of Educational Research and Training, Maharashtra, Pune-30

Under 'STARS' Project

Model Summative Evaluation 2 - 2023-24

Standard - Five Subject - English - Third Language (L.L.)

Name of the Student :----- Roll No. : -----

Name of the School : -----Div. :-----Cluster : -----

Block : ----- District : ----- Date : / / 2024

Question-wise and Learning Outcome-wise distribution of Marks.

LOs No.	05.17.01	05.17.20	05.17.15	05.17.07	05.17.08	05.17.11	05.17.06	05.17.12	05.17.24	05.17.23	Practical/ Oral Marks	Written Marks	Total Marks	Signature of the Teacher
Question No.	1	2	3	4	5	6	7	8	9	10	Q. 1 and 2	Q. 3 to 10	Q. 1 to 10	
Total Marks	5	5	5	5	5	5	5	5	5	5	10	40	50	
Marks Obtained														

Instructions for the students :

1. All questions are compulsory.
2. Figures to the right indicate full marks.
3. This booklet has two sections : Practical/Oral and Writing.
4. This booklet includes total 10 questions.
5. Write your answers in the given space.

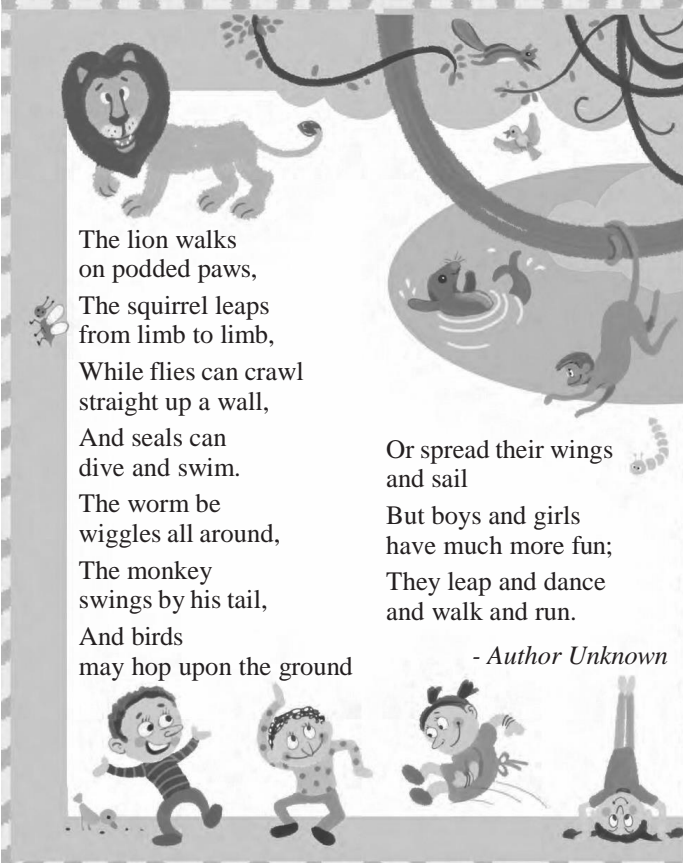
Oral Section

Q. 1) Read the following sentences and answer the questions given below orally. (Any five) (05 Marks)

- 1) The blacksmith and the carpenter began their work early in the morning.
- 2) I want to show you a simple musical instrument.
- 3) There was a lovely garden around the cottage.
- 4) The lion walks on padded paws.
- 5) We should always speak gently. We should never shout.
- 6) George Washington Carver was born in 1861.

- Q 1. Who began their work early in the morning?
Q 2. What does Cherry want to show you?
Q 3. Where was the lovely Garden?
Q 4. How does the lion walk?
Q 5. State any one rule to follow while speaking?
Q 6. In which year was George Washington Carver born?

Q. 2) Recite the given poem with proper rhythm and actions. (05 Marks)



The lion walks
on podded paws,
The squirrel leaps
from limb to limb,
While flies can crawl
straight up a wall,
And seals can
dive and swim.
The worm be
wiggles all around,
The monkey
swings by his tail,
And birds
may hop upon the ground

Or spread their wings
and sail
But boys and girls
have much more fun;
They leap and dance
and walk and run.

- Author Unknown

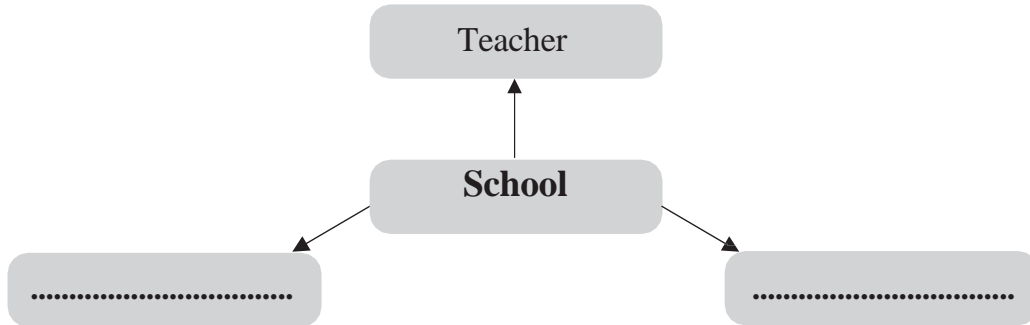
Writing Section

Q. 3) Complete the following.

(05 Marks)

A) Write related words in the given boxes.

(02 Marks)



B) Observe the picture of 'A Garden' and write the names of the following objects using index.

(03 Marks)

Garden map

INDEX	
	Fountain
	Tree
	Bench
	Slide
	Swing
	Grass
	Lamp

1)

2)

3)

Q. 4) Solve the following.

(05 Marks)

A) Choose and circle the correct opposite words :

(02 Marks)

- 1) high × loud, low, large
- 2) strong × silly, messy, weak,

B) Match the words with their similar meaning words.


(03 Marks)

Word	Answer	Synonyms
1) jump		a) plate
2) father		b) hop
3) dish		c) dad

Q. 5) Read the passage and do the activities.

(05 Marks)

Carver wanted to help the poor farmers who had small farms in Alabama. He showed them how to get good crops. These farmers grew plants like cotton because there was profit in it. But cotton made the soil poor. Carver told them to grow crops like peanuts and beans. These crops made the soil rich again. The farmers got very good crops. In fact, the crops were so good that the farmers did not know what to do with so much of them!



Again, Carver went to work. He began to look for new uses for these plants. Can you imagine how many uses he found? From peanuts, he made sugar, ink, boot-polish, colours, soap, paper, tiles, butter, plastic, milk, ... as many as 300 things! From sweet potato, he made as many as 118 things. Soon, these crops were in great demand and the farmers were happy.

This great scientist died in 1943. The place where he worked is now turned into a 'museum'.

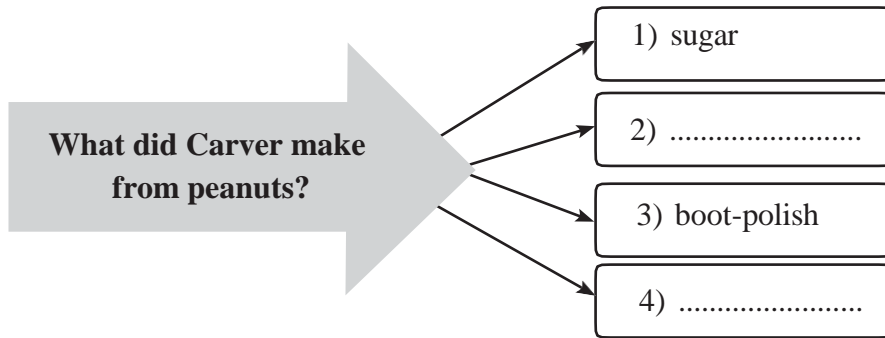
A) Fill in the blank.

(01 Mark)

- 1) Carver told the farmers to grow crops like and beans.

B) Complete the Web.

(02 Marks)



C) Make meaningful words from the given jumbled words.

(02 Marks)

Example : mrafre – farmer

1) usemum -

2) atiscpl -

Q. 6) Do as directed.

(05 Marks)

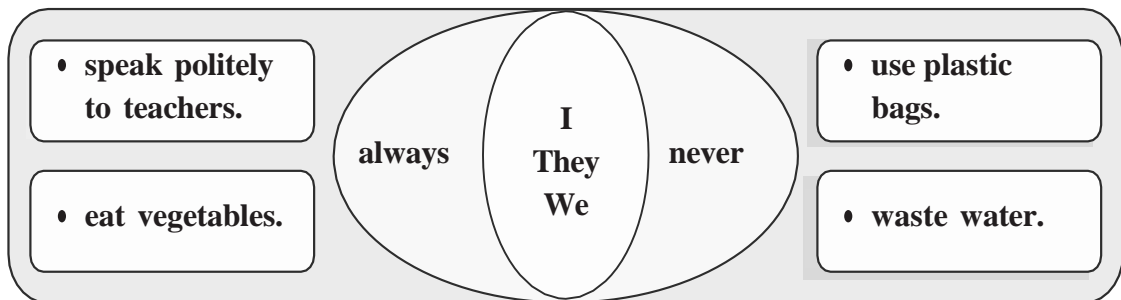
A) Use correct punctuation marks. (? ! .)

(03 Marks)

- 1) The car is red
- 2) Where is the dog
- 3) What a beautiful weather

B) Observe the given table and use clues from it to make a meaningful paragraph.

(02 Marks)



.....

.....

.....

.....

Q. 7) Framing questions.

(05 Marks)

A) Rearrange the words to form a meaningful question.

(02 Marks)

1) Saturday? / were / where / you / last

.....

2) do / pets? / have /any /you

.....

B) Complete the conversation on the given situation with the help of the picture.

(Situation : Raju and Reena are engaged in a discussion on fruits.) (02 Marks)



Raju..... many mangoes are there in the basket?

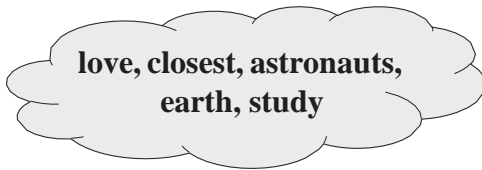
Reena : There are..... mangoes in the basket.

C) Frame a meaningful question from the given word.

(01 Mark)

1) What :..... ?

Q. 8) Observe the picture carefully and complete the given paragraph on Moon. (05 Marks)



Hello, people on earth!

I am your neighbour. I go round and round the
From the earth, you always see only one side of me. You never see the other side or the other half of me. People on earth me. They write stories and poems about me. They send spacecrafts to me from close. Do you know, two from earth landed on me once. Maybe, some day, other people on earth will also come to visit me.

I am the moon!

Q. 9) Complete the following letter with the help of given clues.

(05 Marks)

year, wish, thank, today, world

15, Sunlory,
Anand Nagar,
Pune - 411005
21st February 2023

Dear Mother,

Hope you are doing well. My studies are going on very well. I am writing this letter to..... you a very Happy Mother's Day.

Happy Mother's Day, Mom.

Whatever I amis because of you. For me, all the days of the.....is Mother's Day. There is nothing in this without a mother. I..... you for all the things you have done for me. So best wishes to you.


How is dad and all the other family members? Love to all of you.

Yours lovingly,
Tina

Q. 10) Read the paragraph and complete the flow chart of making a paper dog.

(05 Marks)

Take a square piece of paper. Fold the paper diagonally in half to make a triangle. Fold one corner down. Do the same to the other side. Fold the bottom corner up. Cut a circle out of paper for a nose and glue it on. Draw on eyes and any other details and you're done!



How to make a paper Dog

1)

2) Fold the paper diagonally in half to make a triangle.

3)

4)

5)

6) Cut a circle out of paper for a nose and glue it on.

7)

